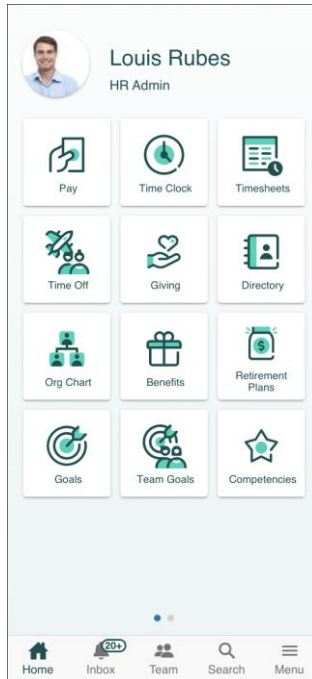


UKG Pro™ and UKG Ready™ Mobile App Instructions

The UKG Pro and UKG Ready Mobile App Integration

From the UKG Pro mobile app you can access UKG Ready Time and Scheduling. The UKG Pro mobile app has quick links to different UKG Ready Time features, such as Punch and Timesheets.



If you have downloaded the UKG Ready mobile app, the quick links take you to the corresponding page in the UKG Ready mobile app. If you haven't downloaded the UKG Ready mobile app, the quick links take you to the UKG Ready website in your device's browser. From the UKG Ready mobile app or the UKG Ready website, you can navigate to other UKG Ready features, but not to UKG Pro.

For the best experience, download and log into both the UKG Pro mobile app and UKG Ready mobile app.

You should click the timesheet icon on the Pro APP and it will direct you to the Ready APP to login the first time.

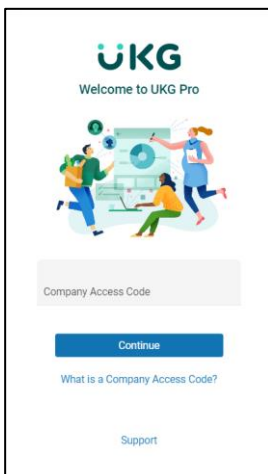
You must log in the 1st time, from the Pro APP and click the Timesheet. If you go directly into the Ready APP it will not work.

Download and Log into the UKG Pro Mobile App

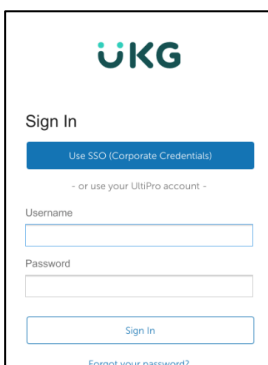
1. From the Apple App Store or the Google Play Store, search for and download the UKG Pro (UltiPro) mobile app.



2. Enter your Company Access Code: **Enhance**



3. Enter your UKG Pro login credentials.




Download and Log into the UKG Ready Mobile App

1. Use the QR codes, links, Apple App Store, or Google Play Store to download the UKG Ready mobile app.


[Workforce Ready Mobile for iPhone](#)



[Workforce Ready Mobile for Android](#)



2. Select your region.



3. As part of the authentication process, the first time you log into the UKG Ready mobile app, you are prompted to log into the UKG Pro mobile app. After the first login, you do not need to open the UKG Ready mobile app.